

SigenStack Main Base Grounding Design Upgrade Product Change Notice (PCN)

Abstract

This PCN announces that SigenStack main base grounding design has been upgraded from a single right-side grounding point to two grounding points on both sides. Accordingly, the SigenStack BC Cables 4m package will include an additional PE (Protective Earth) cable to support the new installation requirements and enhance electrical redundancy. Please note that the product code will remain unchanged.

PCN Basic Information

No.	Sigenergy PCN2026003 SigenStack Base Grounding Design Upgrade		
Manufacturer	Sigenergy Technology Co., Ltd		
Product Code	Product Model	CRM Update	Switching time
11180004	SigenStack Base 4S-0.5C	-	2026/02/02
11180002	SigenStack Base MAIN-0.5C	-	2026/02/02
11180006	SigenStack Base MAIN-1C	-	2026/02/02
11180009	SigenStack BC Cables 4m	-	2026/03/01

Note: Estimated time is only for reference, please refer to the actual delivery.

Background

To ensure superior operational stability and robust performance in various complex electrical environments, an additional grounding point has been added to the SigenStack main base. Previously, the main base provided one single grounding point on the right side. To further enhance electrical redundancy, one more grounding point has been added to another side. This dual-point design provides installers with greater flexibility and ensures higher system reliability.

Affected systems and other products

N/A.

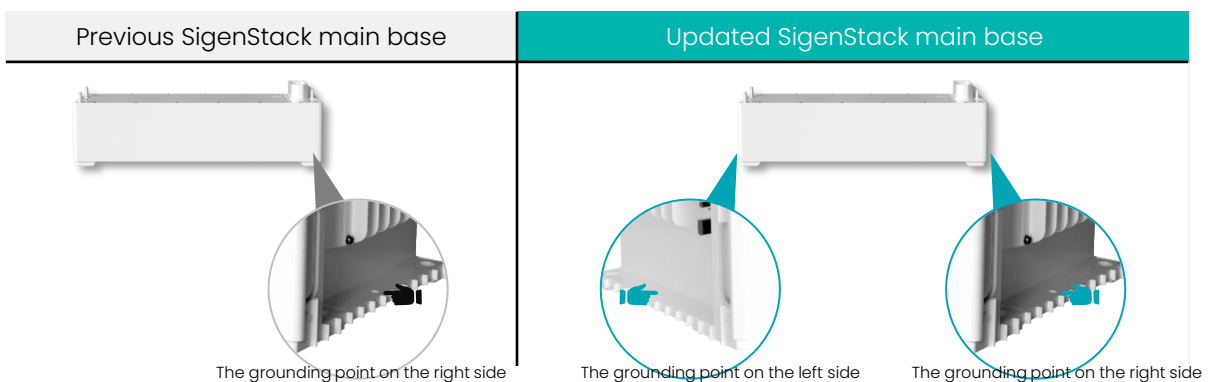
Description of Changes

1. Specification

N/A.

2. Appearance

The change can be distinguished by the addition of a grounding bolt position on the left side of the base.



SigenStack Main Base Grounding Design Upgrade Product Change Notice (PCN)

This change can be distinguished by the date on the outer packaging label of SigenStack base (date after 2026/02/02). For SigenStack BC Cables 4m, the date is 2026/03/01.



3. Dimensions and Weight

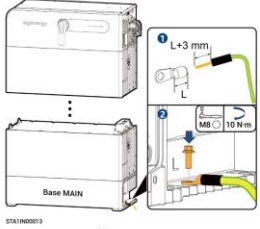
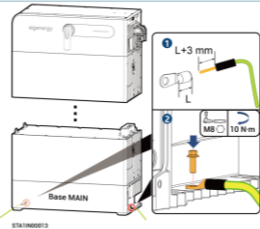
N/A.

4. External Interface

N/A.

5. Installation

The SigenStack main base now features two grounding points on both sides, and PE cables must be installed at both locations to ensure system stability. The updated installation procedure is as follows:


Previous Installation	Updated Installation
<p>5 Cable Connection</p> <p>Tips</p> <ul style="list-style-type: none"> After the cables are connected, take protective measures to avoid them from being soaked by rain or snow or being eaten by animals. Bind the power cable separately from the signal cable. <p>5.1 Base MAIN PE Cable</p> <p>The PE cable is grounded nearby or connected to the PE point of the inverter.</p> 	<p>5 Cable Connection</p> <p>Tips</p> <ul style="list-style-type: none"> After the cables are connected, take protective measures to avoid them from being soaked by rain or snow or being eaten by animals. Bind the power cable separately from the signal cable. <p>5.1 Base MAIN PE Cable</p> <p>Tips</p> <ul style="list-style-type: none"> The PE cable is grounded nearby or connected to the PE point of the inverter. The Base MAIN can be supplied with either one or two grounding points. If your device has two grounding points, connect both grounding points to the grounding cables. 

Note: Previous main base with a single grounding point remain fully functional and do not affect system performance.






SigenStack Main Base Grounding Design Upgrade Product Change Notice (PCN)

Affected Documents


- SigenStack BC Cables 4m Packing List









SigenStack BC Cables 4m Packing List

No.	Name	Part No. (n-line coding)	Diagram	Quantity (PCS/Set)
1	Power Cable	1221000551		2
2	PE Cable	1221000552		1
3	Signal Cable	1221000553		1
4	DT Terminal	1429000078		7
5	Signal Connector	1424000239		1
6	Packing List	3104000212		1

Part Number: 3104000212 1/2





SigenStack BC Cables 4m Packing List

No.	Name	Part No. (n-line coding)	Diagram	Quantity (PCS/Set)
1	Power Cable	1221000551		2
2	PE Cable	1221000552		2
3	Signal Cable	1221000553		1
4	DT Terminal	1429000078		9
5	Signal Connector	1424000239		1
6	Packing List	3104000212		1

Part Number: 3104000212 1/2

- SigenStack installation guide file & video



Attachments

N/A

Contacts

If any question or enquires, please contact us:
sales@sigenenergy.com or service@sigenenergy.com