

Tiger Neo N-type 54HL4-B 395-415 Watt MONOFAZIAL ALL BLACK

N-Typ

Positive Leistungstoleranz von 0~+3 %

IEC 61215 (2016), IEC 61730 (2016)

ISO9001:2015: Qualitätsmanagementsystem

ISO14001:2015: Umweltmanagementsystem

ISO 45001:2018

Managementsysteme für Sicherheit und Gesundheit bei der Arbeit



WICHTIGE MERKMALE



SMBB-Technologie

Mehr Modulleistung und Zuverlässigkeit dank verbesserter Lichtabsorption und verbessertem Stromtransport



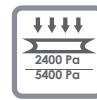
Hot 2.0-Technologie

Das N-Typ-Modul mit Hot 2.0-Technologie ist zuverlässiger und reduziert LID/LETID-Effekte.



PID-Widerstand

Exzellente Anti-PID-Leistungsgarantie dank optimiertem Massenproduktionsprozess und Materialkontrolle.



Verbesserte mechanische Widerstandskraft

Zertifiziert für Windlasten bis 2400 Pa und Schneelasten bis 5400 Pa.

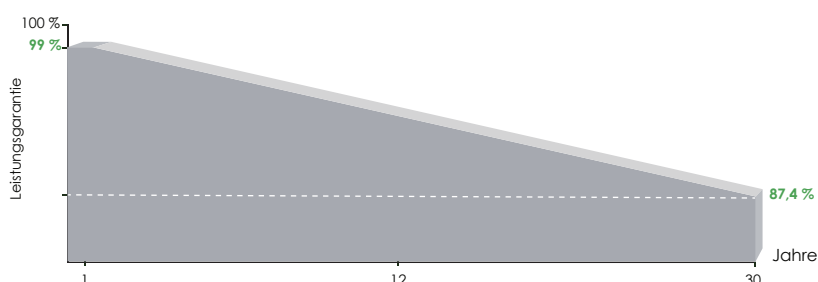


Maximale Lebensdauer auch unter extremen Umweltbedingungen

Hohe Salznebel- und Ammoniakbeständigkeit.



LINEARE LEISTUNGSGARANTIE

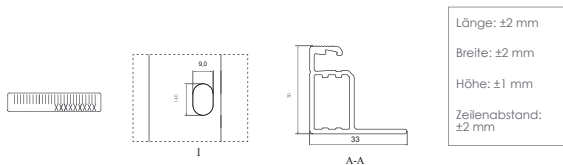
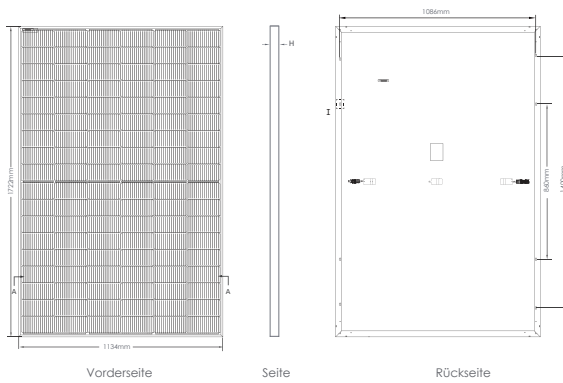


25 Jahre Produktgarantie

30 Jahre lineare Leistungsgarantie

0,40 % jährliche Degradation über 30 Jahre

Technische Zeichnungen

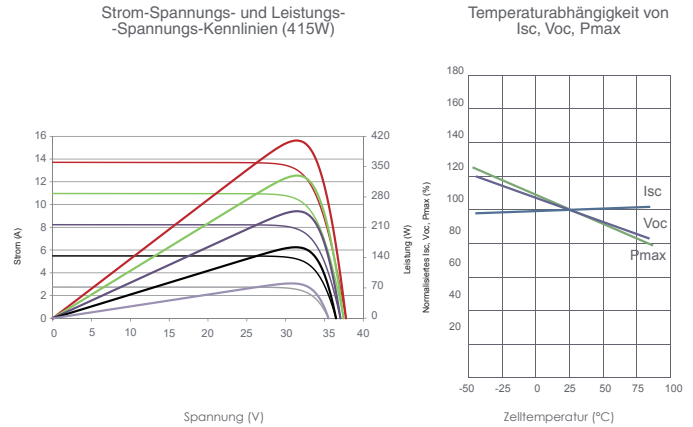


Versandeinheiten

(Zwei Paletten = ein Stapel)

36 Stück/Palette, 72 Stück/Stapel, 936 Stück/40-Fuss-Container

Elektrische Leistung und Temperaturabhängigkeit



Mechanische Eigenschaften

| | |
|-----------------|--|
| Zellentyp | N-Typ monokristallin |
| Anz. der Zellen | 108 (6×18) |
| Maße | 1722×1134×30 mm (67,79×44,65×1,18 inch) |
| Gewicht | 22 kg (48,5 lb) |
| Glas | 3,2 mm, getempertes Glas mit hoher Lichtdurchlässigkeit und niedrigem Eisengehalt, Antireflex-Beschichtung |
| Rahmen | Eloxierte Aluminiumlegierung |
| Anschlusskasten | Schutzklasse IP68 |
| Anschlusskabel | TÜV 1×4,0 mm ² (+): 400 mm, (-): 200 mm oder maßgeschneiderte Länge |

Spezifikationen

| Modultyp | JKM395N-54HL4-B | | JKM400N-54HL4-B | | JKM405N-54HL4-B | | JKM410N-54HL4-B | | JKM415N-54HL4-B | |
|---|---------------------|--------|-----------------|--------|-----------------|--------|-----------------|--------|-----------------|--------|
| | STC | NOCT | STC | NOCT | STC | NOCT | STC | NOCT | STC | NOCT |
| Maximale Leistung (Pmax) | 395Wp | 297Wp | 400Wp | 301Wp | 405Wp | 305Wp | 410Wp | 308Wp | 415Wp | 312Wp |
| Max. Spannung (Vmp) | 31,08V | 28,70V | 31,28V | 28,89V | 31,47V | 29,08V | 31,66V | 29,59V | 31,85V | 29,78V |
| Max. Strom (Imp) | 12,71A | 10,24A | 12,79A | 10,30A | 12,87A | 10,36A | 12,95A | 10,42A | 13,03V | 10,48A |
| Leerlaufspannung (Voc) | 37,18V | 35,31V | 37,38V | 35,50V | 37,58V | 35,69V | 37,77V | 35,88V | 37,96V | 36,06V |
| Kurzschlussstrom (Isc) | 13,47A | 10,88A | 13,55A | 10,94A | 13,62A | 11,00A | 13,68A | 11,04A | 13,74A | 11,09A |
| Modulwirkungsgrad STC (%) | 20,23% | | 20,48% | | 20,74% | | 21,00% | | 21,25% | |
| Betriebstemperatur (°C) | -40 °C~+85 °C | | | | | | | | | |
| Maximale Systemspannung | 1000/1500 VDC (IEC) | | | | | | | | | |
| Maximale Vorschaltleistungsleistung | 25 A | | | | | | | | | |
| Leistungstoleranz | 0~+3 % | | | | | | | | | |
| Temperaturkoeffizienten Pmax | -0,30 %/°C | | | | | | | | | |
| Temperaturkoeffizienten Voc | -0,25 %/°C | | | | | | | | | |
| Temperaturkoeffizienten Isc | 0,046 %/°C | | | | | | | | | |
| Nennbetriebstemperatur der Zelle (NOCT) | 45±2 °C | | | | | | | | | |

*STC: Einstrahlung 1000W/m² Zelltemperatur 25 °C

AM = 1,5

NOCT: Einstrahlung 800W/m² Umgebungstemperatur 20 °C

AM = 1,5

Windgeschwindigkeit 1 m/s

©2021 Jinko Solar Co., Ltd. Alle Rechte vorbehalten.
 Die Spezifikationen in diesem Datenblatt können ohne Ankündigung geändert werden.
 Datenblatt nur in der EU gültig.
 Die deutsche Version dieses Dokuments ist lediglich eine unverbindliche Übersetzung aus dem Englischen. Bei Abweichungen vom englischen Originaltext hat immer die englische Version Vorrang.

JKM410-430N-54HL4-(V)-F1.1-GE EU(IEC 2016)

Tiger Neo N-type 54HL4-B 395-415 Watt ALL-BLACK MODULE

N-Type

Positive power tolerance of 0~+3%


IEC61215(2016), IEC61730(2016)

ISO9001:2015: Quality Management System

ISO14001:2015: Environment Management System

ISO45001:2018

Occupational health and safety management systems



Key Features



SMBB Technology

Better light trapping and current collection to improve module power output and reliability.



PID Resistance

Excellent Anti-PID performance guarantee via optimized mass-production process and materials control.



Durability Against Extreme Environmental Conditions

High salt mist and ammonia resistance.



Hot 2.0 Technology

The N-type module with Hot 2.0 technology has better reliability and lower LID/LETID.

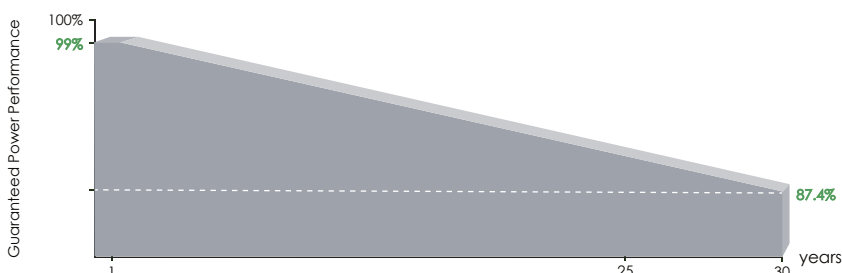


Enhanced Mechanical Load

Certified to withstand: wind load (2400 Pascal) and snow load (5400 Pascal).



LINEAR PERFORMANCE WARRANTY

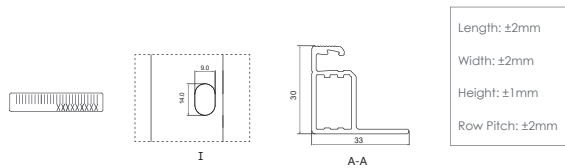
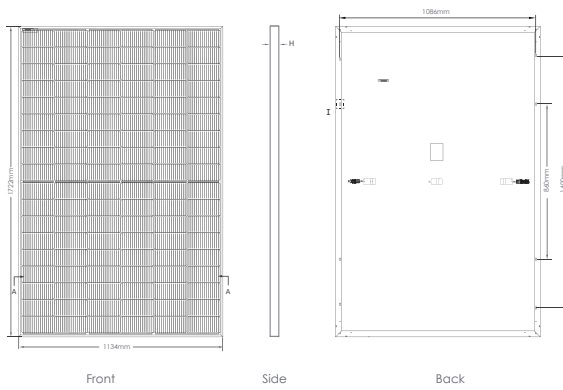


25 Year Product Warranty

30 Year Linear Power Warranty

0.40% Annual Degradation Over 30 years

Engineering Drawings



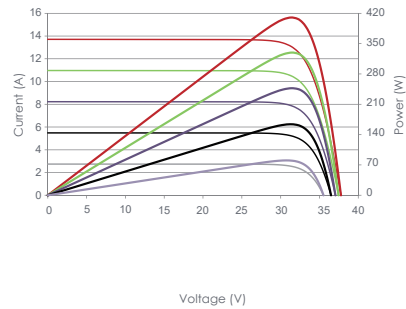
Packaging Configuration

(Two pallets = One stack)

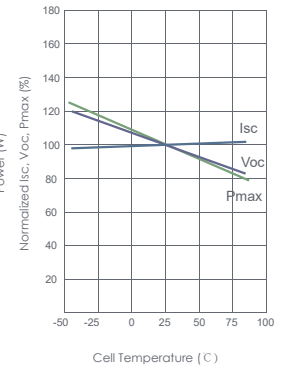
36pcs/pallets, 72pcs/stack, 936pcs/ 40'HQ Container

Electrical Performance & Temperature Dependence

Current-Voltage & Power-Voltage Curves (415W)



Temperature Dependence of Isc, Voc, Pmax



Mechanical Characteristics

| | |
|---------------|---|
| Cell Type | N type Mono-crystalline |
| No. of cells | 108 (6×18) |
| Dimensions | 1722×1134×30mm (67.79×44.65×1.18 inch) |
| Weight | 22 kg (48.50 lbs) |
| Front Glass | 3.2mm, Anti-Reflection Coating, High Transmission, Low Iron, Tempered Glass |
| Frame | Anodized Aluminium Alloy |
| Junction Box | IP68 Rated |
| Output Cables | TUV 1×4.0mm ² (+): 400mm, (-): 200mm or Customized Length |

SPECIFICATIONS

| Module Type | JKM395N-54HL4-B | | JKM400N-54HL4-B | | JKM405N-54HL4-B | | JKM410N-54HL4-B | | JKM415N-54HL4-B | |
|---|-----------------|--------|-----------------|--------|-----------------|--------|-----------------|--------|-----------------|--------|
| | STC | NOCT | STC | NOCT | STC | NOCT | STC | NOCT | STC | NOCT |
| Maximum Power (Pmax) | 395Wp | 297Wp | 400Wp | 301Wp | 405Wp | 305Wp | 410Wp | 308Wp | 415Wp | 312Wp |
| Maximum Power Voltage (Vmp) | 31.08V | 28.70V | 31.28V | 28.89V | 31.47V | 29.08V | 31.66V | 29.59V | 31.85V | 29.78V |
| Maximum Power Current (Imp) | 12.71A | 10.24A | 12.79A | 10.30A | 12.87A | 10.36A | 12.95A | 10.42A | 13.03V | 10.48A |
| Open-circuit Voltage (Voc) | 37.18V | 35.31V | 37.38V | 35.50V | 37.58V | 35.69V | 37.77V | 35.88V | 37.96V | 36.06V |
| Short-circuit Current (Isc) | 13.47A | 10.88A | 13.55A | 10.94A | 13.62A | 11.00A | 13.68A | 11.04A | 13.74A | 11.09A |
| Module Efficiency STC (%) | 20.23% | | 20.48% | | 20.74% | | 21.00% | | 21.25% | |
| Operating Temperature (°C) | -40°C~+85°C | | | | | | | | | |
| Maximum system voltage | 1000VDC (IEC) | | | | | | | | | |
| Maximum series fuse rating | 25A | | | | | | | | | |
| Power tolerance | 0~+3% | | | | | | | | | |
| Temperature coefficients of Pmax | -0.30%/°C | | | | | | | | | |
| Temperature coefficients of Voc | -0.25%/°C | | | | | | | | | |
| Temperature coefficients of Isc | 0.046%/°C | | | | | | | | | |
| Nominal operating cell temperature (NOCT) | 45±2°C | | | | | | | | | |

*STC: Irradiance 1000W/m² Cell Temperature 25°C AM=1.5
 NOCT: Irradiance 800W/m² Ambient Temperature 20°C AM=1.5 Wind Speed 1m/s